



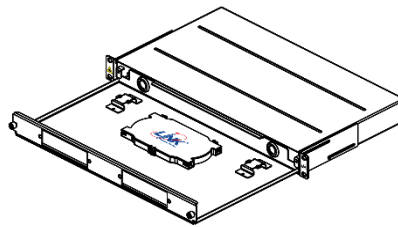
UF-2010  
UF-2010A  
UF-2011A

LINK AMERICAN CABLING

### Scope of Application

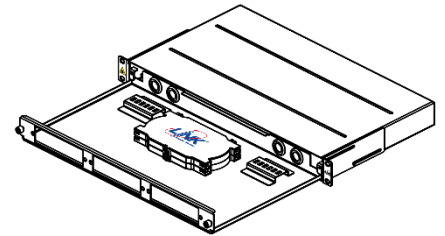
LINK Fiber Optic Distribution Panel (Snap-In), RACK mount SLIDE design with innovation technology very easily installs and very flexible to use by slide-out. The panel made from Electro galvanize sheet steel provides excellent protection for the inside fibers. A large variety of connector adapters are offered to meet your specific requirements comply with standard ANSI/TIA-568.3-D & ISO/IEC11801 lasted edition.

### Drawing



UF-2010, UF-2010A

2 SNAP-IN RACK MOUNT, SLIDE TYPE




UF-2011A

3 SNAP-IN RACK MOUNT, SLIDE TYPE

### FEATURES AND BENEFITS

- Designed for all fiber optic wiring.
- Suitable for installation in 19" rack. (23" rack Optional)
- Structures made from Electro galvanize sheet steel, very durability.
- The laser symbol and LINK trademark are Cleary screened at the front.
- Can be slide-out easy to install and maintain.
- Uses with all type of LINK fiber optic adapter snap plate.
- Included Fusion Splicing Tray for manage and retain fusion splice protector sleeve.
- Fusion Splicing Tray made from PC/ABS to control bending radius subject to the standard.
- Fusion Splicing Tray support 24 fiber cores, can stacking & hinged.
- UF-2010A supports 6-24 fiber ports, UF-2011A supports 6-36 fiber ports
- For 6 LC Quad (24F) adapter snap plate, UF-2010A up to 48 fiber ports, UF-2011A up to 72 fiber ports.
- Accessories provided in bagged.
  - 2 cable glands for UF-2010 and UF-2010A
  - 4 cable glands for UF-2011A
  - 4 sets of screw with M6 cage nut and PVC cup washer
  - 4 cable ties





## SPECIFICATION

	UF-2010A	UF-2011A
<b>Panel</b>		
Material	Electro Galvanize Steel	Electro Galvanize Steel
Thickness	1.2 mm.	1.2 mm.
<b>Rack Mount Bracket</b>		
Material	Electro Galvanize Steel	Electro Galvanize Steel
Thickness	2.0 mm.	2.0 mm.
<b>24F Fusion Splicing Tray</b>		
Material	PC/ABS, 1 set	PC/ABS, 2 set
<b>Rack Mount Unit</b>		
Height	1U	1U
<b>Dimension</b>		
W x D x H (cm.)	48.0 x 19.5 x 4.45 (UF-2010) 48.0 x 25.0 x 4.45 (UF-2010A)	48.0 x 25.0 x 4.45

## ORDER INFORMATION

Part Number	Description	No. of Fusion Splicing Tray	No. of Adapter Plate	Color
UF-2010	2 SNAP- IN RACK MOUNT, SLIDE TYPE	1	2	Black
UF-2010A	2 SNAP- IN RACK MOUNT, SLIDE TYPE	1	2	Black
UF-2011A	3 SNAP- IN RACK MOUNT, SLIDE TYPE	2	3	Black

\*Available white and other color on request

Specifications subject to change without notice.

© 2025 LINK CORP. ALL RIGHTS RESERVED

www.linkcable.com

UF-2010, UF-2010A, UF-2011A-V1.3\_\_200325